

CHAMP SPORTS COACH'S HANDBOOK



BASEBALL Spring 2020

www.champsportsinfo.com

CHAMP Office – 704.341.5387
Weather Hotline – 704.341.5473

Revised February 2020

CHAMP Mission

The mission of CHAMP Sports Outreach is to use sports as an avenue to proclaim the life-changing message of Jesus Christ!

Our Purpose:

1. To **REACH** our community with the love of Jesus Christ.
2. To **DEVELOP** Christ-like character within each player on and off the field.
3. To **TRAIN** coaches to be outstanding examples of Christ.
4. To **ELEVATE** the skill and knowledge of each player.
5. To **PRESENT** a fun and safe playing environment.

Game Plan for CHAMP Coaches

"Be imitators of me, as I am of Christ." 1 Corinthians 11:1

GOAL - Imitate Christ to your team! (1 Corinthians 11:1)

AIM - Coach your team to play with excellence! (1 Corinthians 9:24)

PURPOSE - Partner in sharing the gospel to your team! (Philippians 1:5)

CHAMP trains up coaches to be a Christian role model first and an excellent coach second. The goal of a CHAMP coach is to teach the players to play for the glory of God!

This booklet is intended for CHAMP Sports coaches and leadership staff only and should not be distributed to those outside of CHAMP Sports.

Qualifications of a CHAMP Head Coach

1. Must have a personal relationship with Jesus Christ according to the Word of God (**John 1:12; Romans 10:9,10; Ephesians 2:8,9**)
2. Must be an active participant in a local church
3. Maintain a Christ-like attitude
3. Continue to grow in the grace and knowledge of God (both in and out of church)
4. Must agree with and follow the overall mission and vision of Calvary CHAMP Sports Outreach
5. Represent a healthy family situation
6. Desire to impact children and families through leading and teaching Bible Huddle Times
7. Basic knowledge of the sport and/or willing to learn
8. Must be 21+ to Head Coach, 18+ to Assistant Coach. If younger than 18, you may be an Assistant Coach. However, you will be prohibited to hold practice or coach games alone and will be placed with an experienced coach.

Expectations of a CHAMP Head Coach

1. Set a Christ-like example (**1 Corinthians 11:1**)
2. Be Faithful, Available, Coachable, and Enthusiastic
3. Always encourage, never discourage
4. Build relationships with players, parents & other coaches
5. Focus first on caring relationships and Christian principles before winning
6. Lead Bible Huddle Time (prayer & devotional)
7. Organize & plan "fun" practices
8. Help players develop & improve athletic skills
9. Train assistant coaches and encourage parent participation
10. Arrive early to games and practices
11. Check email on daily basis and respond promptly when asked
12. Communicate with parents & players both on and off the field
13. Understand & adhere to the rule booklets
14. Attend required discussions & training workshops
15. Do not place any individual in authority without approval by the CHAMP office
16. Promote and participate in all events and "end-of-season celebration"
17. Christ Honored Always in MY Participation

I believe and hold to the qualifications and expectations of Calvary CHAMP Sports Outreach:

Print Name _____ **Division** _____ **Date** _____
(write eligibly)

CHAMP Coach Code of Conduct

The mission of CHAMP Sports Outreach is to make authentic followers of Jesus Christ by proclaiming and displaying Jesus Christ through our sports programs. As we strive to reach our community with the Gospel of Jesus Christ, our coaches are expected to be outstanding examples of Christ by displaying Christ-like character on and off the field. We praise God that the vast majority of our coaches are outstanding examples of Christian sportsmanship. Accordingly, all CHAMP coaches are to observe and follow the principles contained within the CHAMP Coaches Code of Conduct.

1. Coaches will ensure that all games and practices are conducted for the glory of God and for the furtherance of His Kingdom. Therefore, coaches are to be prepared for team devotions at each practice. All games are to be opened in prayer, and devotions are to be closed in prayer.
2. As witnesses for Christ and as examples to youth, coaches are to exhibit conduct that provides a model of excellence. All coaches are to uphold the highest standards of sportsmanship before, during, and after a contest. Sportsmanship includes, but is not limited to: 1) showing respect for players, opponents, and officials, 2) accepting both victory and defeat with grace and dignity, 3) refraining from heckling, jeering, or using profane language, 4) being positive in words and actions. Furthermore, coaches should never place the value of winning above the value of displaying the highest Christian character.
3. Fighting will not be tolerated. If a coach is dismissed for fighting, he or she will not be allowed to return as coach. The assistant coach will assume the coaching position for the remainder of the season. Fighting is cause for immediate and permanent dismissal.
4. Coaches will uphold the authority and decisions of the referees assigned to the game. Challenging the decisions of referees will not be tolerated and may be cause for probation, suspension, or ultimately dismissal if actions persist.
5. Coaches will help provide an atmosphere of excellence and integrity by encouraging every player, including those with lesser skill. Games and practices will be conducted so that all players have an opportunity to improve their skill level through active participation. Therefore, all players should be given equal playing time.
6. Coaches will protect the safety of the players at all times and provide appropriate supervision of players during practices and games.
7. Coaches are required to communicate weekly with team parents via email regarding expectations, schedules, devotions, etc.

8. Coaches should respect the investment of the CHAMP families and therefore be on time for games and practices.
9. Coaches are not to advocate or promote personal, financial, social, organizational, or political interests other than the cause of Christ. As CHAMP Sports is a ministry of Calvary Church, only Calvary ministries and events are to be promoted.
10. Coaches will cooperate with CHAMP Sports in the enforcement of all rules and regulations. CHAMP leadership reserves the authority and discretion to penalize any offender according to the infraction up to and including removal from the game and/or the CHAMP ministry.

Disciplinary Actions

Any issue(s) calling for the discipline of a coach will be handled on a case-by-case basis. Disciplinary actions include but are not limited to the following:

Penalties:

- 1) **Warning**
A warning is a notification to the coach that a violation has occurred and that future violations will lead to more severe penalties for any subsequent offense(s).
- 2) **Probation**
Probation serves as an indicator that a violation has occurred which requires corrective measures to be taken by CHAMP leadership. Coaches must also follow a prescribed plan of action to correct that infraction and will be placed on probation for the remainder of the season. Failure to agree to the plan is cause for permanent dismissal. Further violation(s) while on probation may lead to suspension for the remainder of the season or exclusion from CHAMP programs.
- 3) **Suspension**
Suspension is the result of serious infraction. Suspended coaches shall be excluded from participating in any leadership role during the period of suspension. Any coach receiving a temporary suspension should show a willingness to submit to the suspension. Further violation(s) while on suspension or probation may lead to exclusion from all CHAMP programs.
- 4) **Dismissal**
A permanent dismissal may occur if a serious infraction has occurred or if the coach has been previously warned or temporarily suspended and given the opportunity to correct the concern that led to the warning or suspension. Coaches who have been dismissed may be banned from CHAMP programs and other Calvary ministries.

A Look Ahead

Season Schedule

Practices Begin: Week of March 2
Uniform Distribution: Week of March 2
Game Schedules: Week of March 2
Opening Day: Saturday, March 14
Picture Day: Saturday, April 25
Spring Break: April 10 -17 (No practices or games)
Games Resume: April 18
End-of-Season Celebration: Saturday, May 16
Season Ends: Saturday, May 16

For any questions or concerns,
contact the CHAMP office, **704.341.5387**
champ@calvarychurch.com

Director: Peter Farynyk, 704.341.5340
Assistant Director: Kelly Lamb, 704.887.3689(o)
704.301.6074(c)

Weather Hotline: 704.341.5473
Updated Mon-Fri. at 3:00PM; Sat. at 7:30AM

**Join us weekly for Sunday morning
worship service at 9:45AM in
Calvary's sanctuary**

Meet the CHAMP Staff



Peter Farynyk

Peter serves as the Director of CHAMP Sports Outreach. He has experience playing organized football, soccer, baseball, and basketball. Peter graduated from Thomas Edison State College in 2008 with a B.S. in Business Administration degree, from Louisiana Baptist Theological Seminary in 2010 with a Master of Divinity degree, and from Gordon-Conwell Theological Seminary in 2015 with a M.A. in Biblical Studies. Peter is married to Mereda Farynyk. Peter has served in Calvary's choir and serves as the coordinator of the Pastor's Prayer Partners.



Kelly Lamb

Kelly serves as the Assistant Director of CHAMP Sports Outreach. Before joining CHAMP staff in 2015, she served as a CHAMP volunteer for 16 years as a Team Parent, Coach, Soccer Commissioner, Basketball Commissioner, and a Referee Coordinator. Kelly is an active member of Calvary Church where she also serves on the Welcome team and regularly volunteers with Children's Ministry. Kelly is married to David, and they have four children and one granddaughter.

Objectives of CHAMP

Love, Coach and Teach

One of the greatest attitudes for any one of us to have is found in **2 Corinthians 4:5**, *“For what we proclaim is not ourselves, but Jesus Christ as Lord, with ourselves as your servants for Jesus’ sake.”* It should be your intended purpose as a CHAMP coach to represent Christ, lead children to Him and help them grow in their personal relationship with our Savior.

1. LOVE – The Attribute

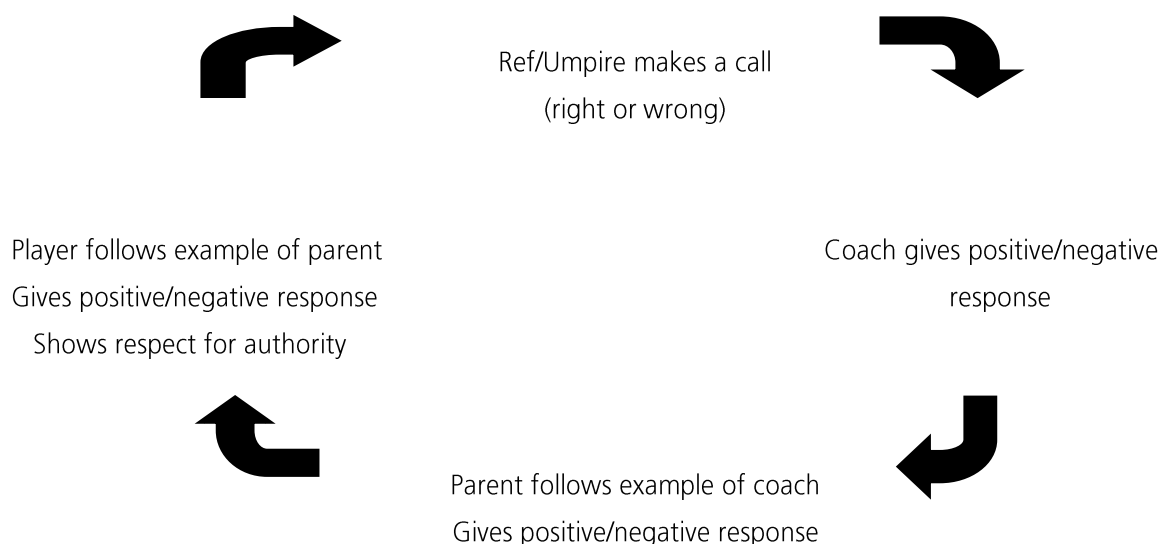
Every child born in this world, with no exception, yearns to be loved. In a recent survey done among kids, the Gallup Organization had this to say, *“Though the world is becoming more complex, kids maintain the same basic needs as they have for decades: to be trusted, to be loved, to feel safe and to identify a significant purpose in life.”* Yet, as easy as it is to say we need to love one another, it is so much harder to apply that universal truth. But when it comes to loving children, there is no greater joy. Be considerate and attentive to the needs of children. Remember, all they really need is for an adult to take the time to love them by showing Christ’s unconditional love!

Children have needs that must be met in order for them to grow both personally and spiritually. Many needs are met in the home, but others can be met or reinforced out on the CHAMP field. Here are four major needs that you will encounter with your team:

- the need to feel secure
- the need to belong
- the need to feel self-worth
- the need to grow toward independence

Therefore, know that it matters a great deal as a CHAMP coach that you take to heart that **the players on your team will be heavily influenced by how you coach and by what you teach.** Who you are and what you stand for are the most influential tools that will guarantee success for your team. Therefore, coach your team knowing that God will use you to make a difference in these young lives.

Circle of Affirmation/Criticism



**THE CIRCLE OF AFFIRMATION CAN QUICKLY BECOME
THE CIRCLE OF CRITICISM**

Please capture this point: Pray for the team God has placed under your care as a coach. Take the time to learn what characteristics they possess as well as how they learn. If you treat these children as your own (each one special and unique) they will never forget you. For that reason, **always remember that your players require special training as well as special care when coaching them!**

1 Corinthians 16: 14 *"Let all that you do be done in love."*

2. COACH – The Intent

Let it be your sole intent when you go out on those fields to be the best coach for your team. The amazing and sacrificial love that Christ demonstrated for you is exactly the measure of love and gratitude you should express as you coach your team in the Spirit of the Lord. It was once said, *"The world measures us based on how many people serve us. But the Lord measures us based on how many people we serve."*



Make it your aim to be a public encourager and motivator on the field.

The FACE of a Coach:

- **Faithful:** A CHAMP coach is committed to the cause of CHAMP (**1 Corinthians 4:1**)
- **Available:** A CHAMP coach is ready to serve (**1 Peter 5:2**)
- **Coachable:** A CHAMP coach is willing to learn and grow (**Proverbs 10:17**)
- **Enthusiastic:** A CHAMP coach exemplifies joy in coaching (**1 Thessalonians 5:16**)

1 Corinthians 11:1

"Follow my example as I follow the example of

- Lead by example
- Children need positive role models
- Are you a leader worth following
- Actions really do speak louder than words
- People are always watching what you do (on & off the field)
- Respect everyone (players, opponents, parents, coaches)

Saint Francis of Assisi said, *"Preach the gospel at all times and if necessary, use words."*
(Share Jesus without Fear, William Fay)



3. TEACH – The Plan

2 Timothy 3:15, Paul emphasized this point to Timothy: *"and how from childhood you have been acquainted with the sacred writings, which are able to make you wise for salvation through faith in Christ Jesus."*

Please prioritize Bible Huddle Time during **practices** and **games**. In preparation for BHT, make sure you are well prepared and prayed up before you attempt to share with your team. Seek the Lord and pray that He gives you a shepherd's heart, one of knowledge and understanding (**Jeremiah 3:15**).

You will follow a schedule/plan for your Bible Huddle Times.

I. TEAM ATMOSPHERE

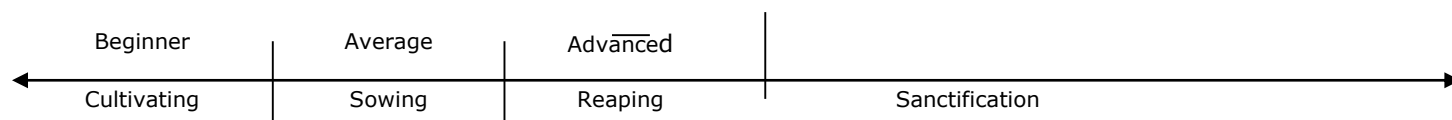
A. Establish Principles with Your Team

It is vital to explain to the children the rules and expectations that will be enforced while they are under your watch. Therefore, come well prepared; Plan ahead so you know what to do!

1. **Establish** relationships before rules with the players: *“Rules without relationships lead to rebellion. Rules with relationships lead to respect.”* Josh McDowell
2. **Establish** a commitment not to compromise your encouragement or discipline of the players.
3. **Establish** consistent values that you want the players to learn.

B. Establish a Relational Outreach with Your Team (Mark 4:1-20)

- Take the initiative to care about people – can’t control results, can control what we do
- People are all in different places along the line – We can’t fail if we take the initiative to do something caring for people.
- Look at the entire line, not just the left side (before the cross) – people on the right side who know the Lord are an important part of the ministry too.
- Relational Outreach is a lifestyle, not just at CHAMP Sports – it should be something you are involved in on a daily basis.



- **Athletic Goal** – Take the initiative to help players improve skills one step at a time regardless of where they are at in their development process.
- **Spiritual Goal** – Take the initiative to help people move one step closer to Christ regardless of where they are at in their journey.

As mentioned above, it is paramount as a CHAMP coach that you live what you believe. You, the coach, represent Jesus to your team (**1 Corinthians 11:1**). Realize how important your example is to kids, and be sensitive to God's plan for their lives.

The best thing that you can do to show your team how important they are to you is by remaining committed to them. As a word of encouragement, CHAMP receives countless children from broken homes. You have the opportunity to be a godly role model to these children who don't have a mom or dad.

- **Notice what your committed response should be in coaching in CHAMP Sports:**
 1. Commit yourself to **ENCOURAGE** your team (**1 Peter 3:8–12**)
 2. Commit yourself to **LOVE** your team (**John 15:12**)
 3. Commit yourself to **WALK** in the Spirit (**Galatians 5:16–25**)



II. Communication

As a coach, it is important to have good communication not only with each player, but with parents as well. One of the most efficient means of communication with parents is the use of e-mail. Sending an email after each practice and game conveys to the parent that you care about their child and you want to keep them informed throughout the season. Below is a list of topics to cover as you create e-mails after practices and games.

After Each Practice:

- Inform what skill was worked on in practice
- Remind about game time, field location and jersey color to be worn
- Review week's Scripture learning verse and Devotion topic

Good morning everyone,

I just wanted to take a couple of minutes today to say that it was very enjoyable meeting all our players and parents yesterday at our first practice. Most of the time was spent with me asking the players to demonstrate fundamental t-ball skills so I could evaluate their abilities and determine where I need to concentrate on helping them grow in their knowledge and enjoyment of the sport. As I was getting to know the team, the mid-practice devotional was intended to have the boys see who they are in God's eyes. The two Scripture verses were Gen 1:1 and Psalm 139:13-14 and my focus was that the same God that created all the magnificent heavens and wonders here on earth, he created each one of them, special and gifted with talents and abilities unique to them alone.

On the t-ball development side, it is my intention that at our next practice I will assign the kids into different groups so they can begin to develop the trust and confidence of playing as a team. As parents, please keep re-enforcing the important point that t-ball is a team sport and as they get better and have fun, they should be encouraged to help their playing partners so the whole team can have fun and improve. Also parents quiz your child on this week's Scripture Memory Verse which is Jeremiah 29:11 (ESV); "For I know the plans I have for you, declares the Lord, plans for welfare and not evil, to give you a future and a hope."

As a reminder, as our season moves forward, if you have any questions or concerns, please don't hesitate to contact me.

Coach

After Each Game:

- Reinforce positive aspects from the game

- Point out specific skills to improve upon from the game that will be emphasized at the upcoming practice
- Encourage parents to work on this skill at home

Good morning team,

The Lord blessed us with another beautiful day for our second game yesterday and the players that attended were energized, positive and definitely came ready to play. Speaking of next week's practice, we will continue to work on our positions – the first game was for my evaluation of skill levels and yesterday we made a lot of progress with team drills but we still have room for continued growth. Parents quiz your child on this week's scripture memory verse which is Jeremiah 29:11 (ESV); "For I know the plans I have for you, declares the Lord, plans for welfare and not evil, to give you a future and a hope." I hope everyone has a safe and enjoyable week and I'll look forward to seeing you next week at practice.

Regards,

Coach

Note: Keep in mind that you can incorporate all of the above topics into one standard e-mail that is sent to all parents after each practice and game. It is not necessary to send individual e-mails to parents separately.



I. Policy within CHAMP

A. Coach Position: Order

All coaches need to serve one another in the unity of the Spirit. You are to lead, teach and coach your team in the authority that has been given to you by Christ. When it comes to making decisions that may fall under church leadership, please allow the church leadership to make those calls.

NOTE: We want you to know that we are always available to talk with you.

1. Conflict Management

- Diffuse situation quickly (get help from CHAMP Commissioner, Kelly Lamb when necessary)
- Calvary Commissioner will follow up with serious problems ASAP
- Incident Reports need to be emailed to CHAMP within 24 hrs of situation and Pastors will follow-up as needed

2. Handling Parents

- Make expectations known immediately (simple & clear)
- Repeat expectations often
- Listen and be patient
- Put yourself in their shoes (what if it was your child?)
- Try not to become defensive (be ready to explain why)
- Build and maintain open communication lines
- If the parents are happy, the players are happy
- Always remember that the CHAMP motto is "Be imitators of me, as I am of Christ." **(1 Corinthians 11:1)**

3. Handling Players

- Encourage & praise at every possible moment – can't do it too much
- Care about your players – really care (pray for them and with them often)
- Establish simple "rules" immediately and stick to them

- Treat each player individually; they are very different from your children
- Learn names quickly and then call players by their name often
- Not all participate for the same reason – be sensitive to different needs
- Don't ever "embarrass" a player in front of the team, parents or anyone
- Be consistent & confident
- If the players are happy, the parents are happy
- Inform parents of their child's behavior; ask for guidance and/or support
- NEVER GRAB A CHILD; DIRECT A CHILD

4. Handling Coaches

- You are an example; people are always watching (**1 Corinthians 11:1**)
- Other coaches are your teammates, **not opponents** (part of CHAMP philosophy)
- Always discuss the situation privately – do not include players or parents
- Never argue on the field where spectators can hear and observe
- Be willing to compromise
- Listen and be patient; never raise your voice
- Speak the truth in love- (**Ephesians 4:15**)
- If two coaches are unable to resolve the situation, they both **MUST** agree to end their discussion and seek the nearest available counsel (CHAMP Commissioner, Kelly Lamb.)

2 Timothy 2:24, *"And the Lord's servant must not be quarrelsome but kind to everyone, able to teach, patiently enduring evil."*



II. Procedures within CHAMP

B. Coach Position: Procedure

1. Equipment Procedures for Practices

- All soccer and flag football equipment will be in the white shed (with stairs) and all T-ball equipment will be in the shed behind home plate. Coach Pitch equipment will be on Rea road side in shed.
- Soccer, flag football and baseball equipment will be evenly distributed among coaches.
- Make sure you bring your training manual, devotionals, a whistle (optional), and stop watch (optional) to every practice.
- When you hand out your team uniforms on the first/second week of practice, once every player has received their uniform; please return any extra uniforms that you don't need to the white shed and put on the middle table.

2. Equipment Procedures on Game Days

- All equipment will be placed on each field before you arrive to play
- Make sure you bring your training manual, devotionals, a whistle (optional) and stop watch (optional) to every game.
- All equipment should be accounted for at the end of the season

3. Parents Meeting During First Week of Practice

- Delegate some responsibilities (ask for help)
- Share your coaching philosophy
- Share CHAMP Sports philosophy
- Player/parent expectations
- Cancellation policy
- Share briefly about yourself and your faith

4. End of the Season Team Parties

- Teams will hold individual parties on the CHAMP fields after their last game.

C. Coach Position: Consistency

Do your absolute best to be at games and practices at least fifteen (15) minutes early. Please contact Kelly Lamb immediately if a situation arises where you can't make it or will be late. However, if you know of the dates in which you will miss, please provide enough notice to your assistant coach, if they cannot fill in, we will provide a fill-in for you.

1. Practice Guidelines

- Keep it simple
- Detailed practice plan – don't try to "wing" it
- Develop a routine (repetition is good)
- Don't stay on one activity too long (short attention spans)
- Fun practices – lots of games
- Play with the kids and get parents to participate
- Find a team to scrimmage against (if applicable)
- Face the sun while giving instructions (so players aren't)
- Bring extra water

2. Game Guidelines

- Talk with opposing coach before game to get to know him/her and discuss ways to help each other have a great game
- Open game with prayer at center of field with both teams – let players pray
- Designate a "bench coach"
- Teams should shake hands at the conclusion of every game

3. Preparation

- Learn names of players & parents quickly
- Make sure players learn the names on their team
- The BHT lesson should really be the highlight of the week; not always scoring and "beating" the other team

4. Communication

- Call players immediately once you have your live roster
- Get to know the families
- Communicate weekly (phone calls, emails) and listen to parents/players

III. Purpose of CHAMP

1. Running Programs vs. Reaching People

- People are more important than _____ (put anything in the blank)

Running Programs	Reaching People
Adding/Subtracting	Multiplying/Dividing
Efficient & Effective	Intentional & Strategic
Measurable Success	Mysterious Success
Developing Athletic Skills	Developing People
Focus on Winning	Focus on Competing

- It is Calvary's underlying purpose to be a support ministry for our community. "The church is *crucial*, but, the family is *central*." Make it a priority (if you have not already) to get to know the parents. However, there are many families that don't know Christ, so please be sensitive to how you can reach out to them.
- Finally, another great idea is to share with the parents how their child is improving in the game. Even if their child is getting in trouble often, or not improving at all, be there as an encouragement for the parents.

2. Getting to Know Parents

- Where are you from originally?
- How did you get involved with CHAMP Sports?
- What interested you about CHAMP Sports?
- Is there anything you want me to know about your child?
- Would you like to help out in any way this season?

3. Perspective: The Truth of the Matter

- Be realistic – not going to produce next superstar
- The game & children are the real teachers, not you (e.g. sandlot baseball)

4. What is Important to Players?

- Snack after the game (#1 priority)
- Participation award
- Parent tunnel (please explain to new parents what this is) is for 4-6 year olds
- Running around
- Being outside with other kids
- Kicking the soccer ball, throwing the football, or playing T-ball with their family
- It is important that dinks are kept cool

5. What is Important to Parents?

- Enjoying recreational time with family and friends
- Development of their child's skills
- Location
- Social interaction
- Exercise for their children
- Positive/encouraging atmosphere
- Facility (we have great fields!)
- Good role model



BASEBALL RULES

SPORTS OUTREACH

Ages 5-6

Ages 5-6

T-ball Rules

Number of Players: 12 per team

Field Dimensions:

Base Length—45 FT

Pitchers Mound—35 FT from pitcher's mound to home plate

Fair Ball Arc—8 FT arc extending from foul line to foul line in front of home plate

Game Duration: Three (3) complete innings or one (1) hour time limit, whichever comes first.

Benches: One (1) bench will be placed along the third or first base line for both teams to use. At the end of the game, both teams should find a place other than the bench to gather for snacks and discussion.

Beginning/Ending Games:

Both teams should circle up around home plate & pray together before the game begins. Home team prays before game.

Teams should shake hands at the conclusion of every game.

Helmets: Offensive players must wear a helmet at all times.

Handling Bats: Players may not pick up or handle a bat at any time, unless instructed to do so by a coach/adult. Once a coach/adult hands a bat to a player, the coach/adult must maintain supervision of the player. This is necessary since young players usually don't pay attention to others around them when they start swinging a bat. **NOTE** – *Remind players to never go near another player who is holding a bat.*

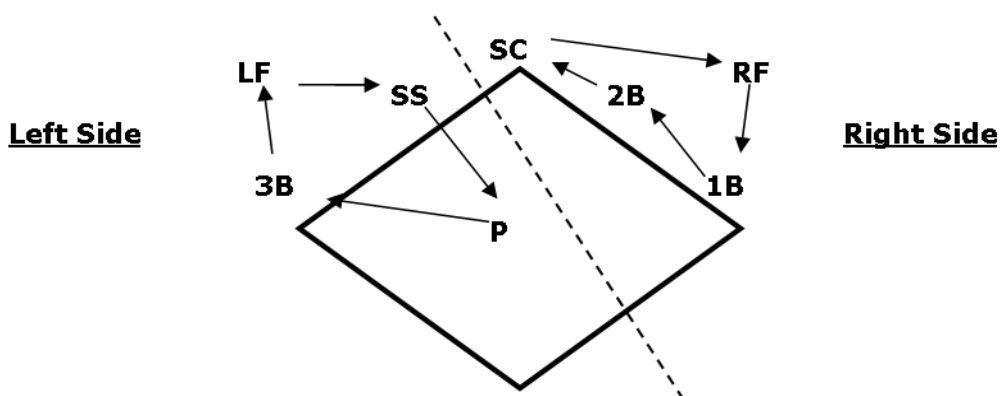
On-Deck Batter: Only one (1) on-deck batter is permitted at any time and must be accompanied by a coach/adult. All other players must be seated on the bench.

Outfielders –three (3) players; must be at least twelve (12) feet behind the base running line

Coaches – two (2) coaches maximum on active playing field

Rotation/Sitting Out:

No player should ever sit out more than one (1) inning per game. Coaches should rotate players from position to position every 2-3 batters **during** each inning. Split players into two (2) groups – left side & right side. The left side should include P, SS, 3B & LF. The right side should include 1B, 2B, SC (short center) & RF. Players in the left side group will rotate with each other while players in the right side group will rotate with each other. Groups should switch sides each inning (left side to right side; right side to left side) so players get to play on both sides of the field each game. This type of rotation keeps players active (to help avoid boredom) and ensures everyone gets to play every position every game.



Batting:

All players will bat once each inning.

Batters have a maximum of seven (7) swings to put the ball in play; if a batter is unable to put the ball in play in seven (7) swings, he/she should NOT be called out but graciously sent back to the bench.

Starting at the seventh game (May 2), coaches may select to have a maximum of four (4) pitches thrown to the batter by one of their coaches prior to using a tee.

Ball Type: A "soft" ball with medium rebound (regulation size) will be used.

Outs: Number of outs each inning will not be recorded.

However, batters and base runners should be ruled out when appropriate (see *batting & base running rules*).

Last Batter Rule: Once the last batter hits, all runners will advance around the bases to home plate.

Umpires: Games will be umpired by coaches. Fairness and integrity in decision making should be maintained at all times.

Innings: An offensive inning consists of every player on the offensive team batting one time. In games where a team has one (1) or two (2) fewer players, both teams will still only bat each player once per inning. In games where a team has three (3) or more fewer players, the team with fewer players may have a maximum of three (3) players bat a second time in one inning.

General Rules:

No infield fly rule

No tagging up

Defensive Positions:

Pitcher – one (1) player; may not leave pitching mound until ball is batted

Infielders – four (4) players; standard positions (first, second, third & shortstop)

Short Center – one (1) player standing just behind second base (optional)

Batters will be ruled out if a batted ball is caught or a defensive player with **control** of the ball tags first base before the batter (*see base running rules for other way players can be ruled out*).

Bunting is not permitted

If a batter slings or throws his/her bat after making contact, he/she will be ruled out.

When all players have batted, half the inning is over.

Each player can advance (1) base each time the ball is hit. Last batter clears bases.

Fair Balls: A batted ball must stay between the baseline AND travel past the 8 ft. Fair-Ball Arc in front of home plate to be considered a fair ball.

Base Running:

A base runner will be ruled out if a defensive player with **control** of the ball tags the runner between bases or tags the appropriate base before the runner on a force play.

Stealing is not permitted – base runners cannot leave their base until the ball is hit. Only one base will be given on an overthrow. An “overthrow” is defined as a ball crossing the “out of play” chalk line. All mishandled balls that remain within the designated out-of-play lines shall be live, and players may advance at their own risk.

Once a defensive player positioned in the **infield** gains control of the ball, base runners

may not advance beyond the base to which they are running.

If a base runner is hit by a batted ball, the play is considered dead, and the base runner will be ruled out. The batter is awarded first base and all other runners advance to the base to which they were running.

If a base runner collides into an infielder who is attempting to field a ground ball, tag the runner out or complete a force play—the base runner will be ruled out. All other runners advance to the base to which they were running, including the batter.

No sliding permitted.

No leading off on any base.

Additional Notes:

You may choose to have a catcher to spread out the kids.

No jewelry will be worn during game.

Shoes with metal cleats or spikes are not permitted.

Ages 7-8

Coach Pitch Rules

Game Time:

Games will be 6 innings **OR** 90 minutes from scheduled start time

A new inning should not be started if the “visiting” team is batting with less than 10 minutes until next scheduled game.

The First Three Games of the Season are Instructional:

For the first three (3) games of the season, the focus will be on learning the game and therefore score will not be kept. During the first three games of the season, each player should bat each inning. For the last six (6) games of the season starting on April 4, the score will be kept; however, please keep the focus of the game on learning and not winning.

Equipment:

Baseball: Level 5 Safety Ball

Bats: Aluminum, Official Little League Bats Only

Base length: 60 ft.

Helmets must be worn by offensive players at all times.

Coaches:

Umpires: Coaches will umpire

Coaches allowed on field: Offense 1st & 3rd base coach; Defense: two field coaches

Players on the Field:

10 players (4 in outfield)

No player should ever sit out more than one (1) inning per game (if at all). Each player must play at least 5 innings. Coaches should rotate players through positions each inning allowing players to play at least four (4) different positions in each game. Try to move players from outfield to infield and vice versa whenever possible.

Play will stop when the ball is in possession of any defensive player in the infield. Coaches should call “time” so that runners do not advance any more bases.

If the ball goes out-of-play (overthrown at first, third, or home) all base runners advance one (1) base beyond the base to which they are running

Players at Bat:

All players will bat once each inning during first half of the season.

Balls & Strikes will NOT be called

Walks are not permitted.

Bunting is not allowed

Stealing bases is not allowed. No tagging up. No infield fly rule.

Batters have a maximum of five (5) swings to put the ball in play – if a batter is unable to put the ball in play in five (5) swings, he or she will be ruled out.

Batters who are tentative to swing should be thrown a maximum of ten (10) pitches; the Coach who is Pitching should warn the batter when there are only two (2) or three (3) pitches remaining.

Rule Changes During the Last Six (6) Games of the Season Starting April 4:

Innings end after three (3) outs or five (5) runs have scored in the inning.

If the batter drives in run #5 and the ball is still live, runners may advance normally and may attempt to score.

A maximum of 8 runs are allowed in a single inning.

There will be no run limit in the 6th inning (or the last inning as designated by the coaches).

A foul ball on the last strike cannot end a batters at-bat.

At the conclusion of a batters at-bat, the catcher or coach will remove any stray balls in the batting box or running areas.

Additional Notes:

No jewelry will be worn during game.

Shoes with metal cleats or spikes are not permitted.

Coach Pitch Challenge Day

May 16

We will create competitive games based off the standings from the past five (5) weeks of games.

Standings: Will be determined on Monday, May 11. This is based on five (5) weeks of games if applicable.